



CEDRIC HARTMAN  
SELECTED WORKS



Edition no. \_\_\_\_ of 20  
August 2023

**CEDRIC HARTMAN INC**

1414 Marcy St

Omaha, NE 68108

402.344.4474

Fax 402.346.5929

[pyx@cedrichartman.com](mailto:pyx@cedrichartman.com)

[cedrichartman.com](http://cedrichartman.com)

CEDRIC HARTMAN  
**SELECTED WORKS**  
 1965—2021

TABLE OF CONTENTS

Luminaires	1	5Disc
	2	1UWV
	3	1UsWV
	4	3SSO
	5	6CO
	6	7CZ
	7	91CO
	8	33sWV
	9	33LPlato
	10	93Disc
	11	10R/LsWV
Tables	12, 13	5DK
	14, 15	4VsWV
	16, 17	4VEDisc
	18	AE
	19	AE3
	20	LYSm
	21	TM2/24
	22	A32
	23	A32.2
	24	LYS48
	25	LYS60
Candelabras	26, 27	LBA48
	28, 29	LZS
	30, 31	EL78
	32, 33	EL10
Sofas	34	LBR1, LBR3, LBR6
	35	LBR9
36, 37	19 Squab Sofa	



Indicates 36VDC true LED model. To operate on 125VAC, a new switching power supply plug *not shown* is provided.



**5Disc**

36VDC LED Desk Luminaire

**Disc + Control Arm:** Machined from 66T10 aluminum, Disc holds 48 high color CRI 95+ LEDs. A Magnetic Louver directs light and prevents glare. Supporting Control Arm holds embedded electronics providing wide range PWM dimming and thermal regulation.

**LED Control Knob:** Rotate *counter-clockwise* to bring light gradually to full brightness with an audible click. *Clockwise* turns dim light to off. At last we can provide 128 Step full Pulse Width Modulation dimming.

**Plug:** Included Switching Power Supply (*not shown*) furnishes 36 volts direct current from any international AC voltage source between 90 and 240 VAC. For most countries Universal Snap-on Plug Fittings are included.

**Coaxial Cord:** Custom fiberglass braid in linen tone, bright red, brown or black.

© Cedric Hartman 2020  
 All Rights Reserved



## 1UWV

### Low Profile Edison Base Luminaire

Chair, Sofa, Bedside

Brass, stainless steel, aluminum

Adjustable height: 35–42" [889–1066.8mm]

**WV Reflector:** Tungsten T10 bulb or Lools LED T10/T30, 40w Tubular, 40T10/IF/120VAC, inside frost, US E26 medium base.\*

**AC Dimmer:** 150w, full-range electronic

**Cord:** Two conductor 18-2SPT-2 PVC 105° C.  
In clear silver with polarized plug

Reflector rotates 140° on socket  
Stem rotates 670°

### Museum of Modern Art 1967

© Cedric Hartman 1965, 2002  
All Rights Reserved

*\*Newly available LED versions:  
A new adaptive 14w E26 A type  
LED bulbs offer better output,  
good CRI, vastly lower power  
usage and heat. Shorter dim  
range is the only disadvantage.*



## 1UsWV

### 36VDC LED Luminaire

Base: 10.875" x 15" Height: 34.5"–40.5"  
[276mm x 381mm x 876.3mm–1028.7mm]

**Lighthouse Positioning:** Rotates 360° horizontal on its control arm. Its control arm rotates vertically 180° on main stem; Main Stem provides rotation up to 670°.

**Height Adjustment:** Stem moves 6" [203mm] upward from lowest position of 34.5"–40.5" [876.3mm–1028.7mm].

**sWV+Control Arm:** Machined from 66T10 aluminum in a sleek form after our 1964 WV design. The sWV Shield holds 48 high color CRI 95+ LEDs. A Magnetic Louver directs light and prevents glare. The supporting control arm holds embedded electronics providing wide range PWM dimming and thermal regulation.

**LED Control Knob:** Rotate *counter-clockwise* to bring light gradually to full brightness with an audible click. *Clockwise* turns dim light to off. At last we can provide 128 Step full Pulse Width Modulation dimming.

**Plug:** Included Switching Power Supply (*not shown*) furnishes 36 volts direct current from any international AC voltage source between 90 and 240 VAC. For most countries Universal Snap-on Plug Fittings are included. (Future plug may be subject to change).

**Coaxial Cord:** Custom fiberglass braid in linen tone, bright red, brown or black.

© Cedric Hartman 2021  
All Rights Reserved



## 3SSO

### Low Profile Edison Base Luminaire

Stainless steel, aluminum

Adjustable height: 36–44" [915–1118mm]

Horizontal projection: 21.5" [546.1mm]

**SSO Reflector:** 75w, 120v, A type, US E26 medium base.\*

**AC Dimmer:** 150w, full-range electronic

**Cord:** Two conductor 18-2SPT-2 PVC 105°C. In clear silver with polarized plug.

Pivot socket swings 180°

Reflector rotates 55° on socket

Base rotates 720°

© Cedric Hartman 1979

All Rights Reserved

*\*Newly available LED versions:  
A new adaptive 14w E26 A type  
LED bulbs offer better output,  
good CRI, vastly lower power  
usage and heat. Shorter dim  
range is the only disadvantage.*



## 6CO

### Low Profile Edison Base Luminaire

Lacquered brass, stainless steel, aluminum

Adjustable height: 35–45" [889–1143mm]  
from floor to top of socket housing.

**CO Reflector:** 75w, 120v, A type, US E26 medium base.\*

**AC Dimmer:** 150w, full-range electronic

**Cord:** Two conductor 18-2SPT-2 PVC 105°C.  
In clear silver with polarized plug.

Pivot socket swings 180°

Reflector rotates 53° on socket

Stem rotates up to 670°

Horizontal length, closed: 10.565" [268.4mm]

Horizontal length, extended: 19.913" [505.8mm]

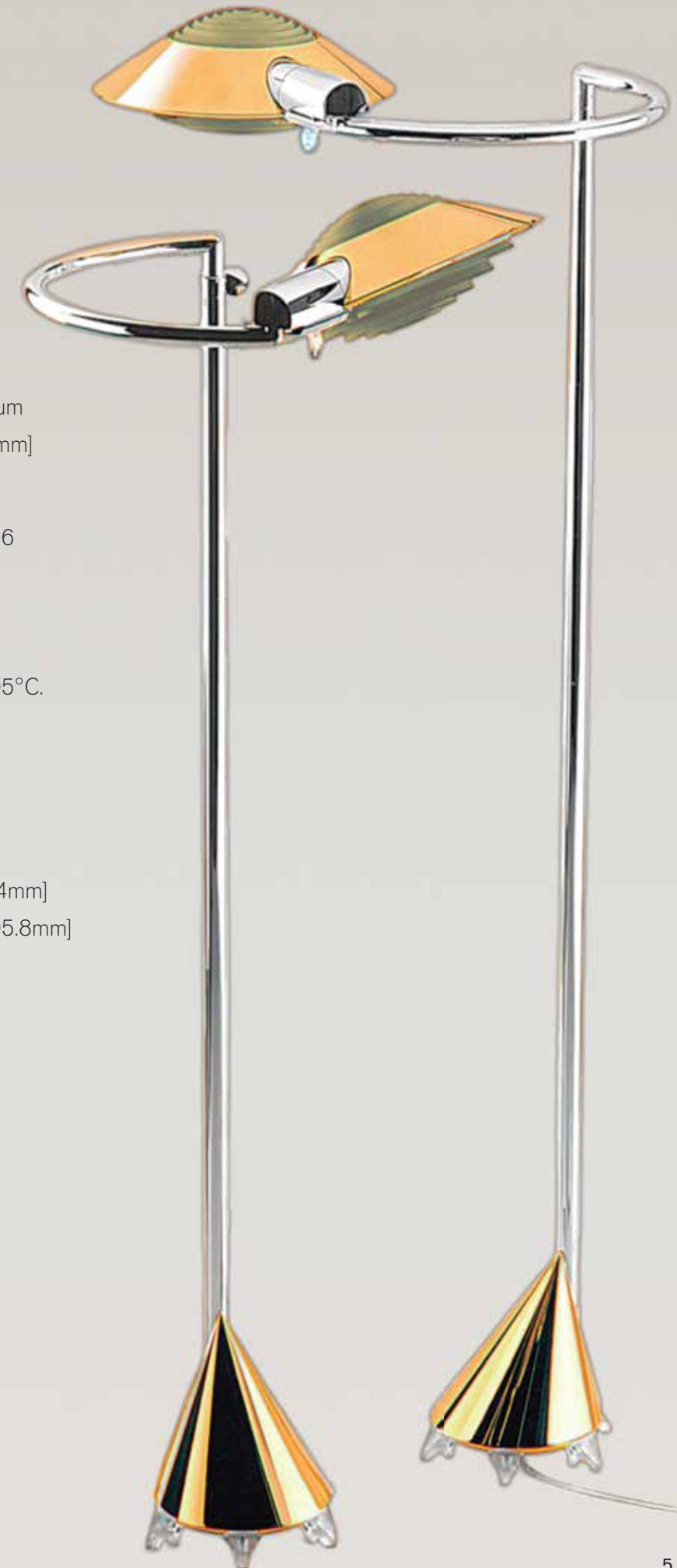
Base diameter: 5" [127mm]

At talon feet: 6.5" [165mm]

© Cedric Hartman 1990

All Rights Reserved

*\*Newly available LED versions:  
New adaptive 14w E26 A type  
LED bulbs offer better output,  
good CRI, vastly lower power  
usage and heat. Shorter dim  
range is the only disadvantage.*



## 7CZ

### Low Profile Edison Base Luminaire

Right and Left hand versions

Height, floor to column top:

38.5–44.5" adjustable [977.9–1130.3mm]

Horizontal maximum extension, column center to  
outer reflector edge: 19.9" [505.5mm]

Diameter of conical base: 5" [127mm]

Diameter of stance at talon feet: 6.94" [176.3mm]

**CZ Reflector:** 75w, 120v, A type, US E26  
medium base.†

**AC Dimmer:** 150w, full-range, electronic

**Cord:** Two conductor 18-2 SPT-2 PVC105°C.  
in clear silver with polarized plug.

Finish materials as shown:

**Versions 1 & 2:** Stainless steel volute arm,  
chromed brass base with aluminum column.

**Version 2:** Pivot socket & inset column details  
of heavy 24K gold plate.

© Cedric Hartman 1979, 1983, 2003

All rights reserved.

*\*Newly available LED versions:*

*New adaptive 14w E26 A type  
LED bulbs offer better output,  
good CRI, vastly lower power  
usage and heat. Shorter dim  
range is the only disadvantage.*



## 91CO

### Low Profile Edison Base Luminaire

Stainless steel, aluminum

35–42" adjustable height [889–1066.8mm]

22.5" horizontal projection [571.5mm]

**CO Reflector:** 75w, 120v, A type, US  
E26 medium base.†

**AC Dimmer:** 150w, full-range electronic

**Cord:** Two conductor 18-2SPT-2 PVC 105°C.  
In clear silver with polarized plug.

Pivot socket swings 180°

Reflector rotates 53° on socket


Base rotates 720°

© Cedric Hartman 1979

All Rights Reserved

*\*Newly available LED versions:*

*New adaptive 14w E26 A type  
LED bulbs offer better output,  
good CRI, vastly lower power  
usage and heat. Shorter dim  
range is the only disadvantage.*



LED



From floor to top of arm: adjustable 31"–43"

## 33Disc

36VDC LED Luminaire

*For hard floor or very firm carpeting installations only*

**Disc + Control Arm:** Machined from 66T10 aluminum. This Disc Shield holds 48 high color CRI 95+ LEDs. A Magnetic Louver directs light and prevents glare. The Supporting Control Arm has adjustable spring suspension that holds embedded electronics providing wide range PWM dimming and thermal regulation.

**Height Adjustment:** Stem moves 12" [304.8mm] upward from lowest position 31"–43" [787.4mm–1092.2].

**LED Control Knob:** Rotate *counter-clockwise* to bring light gradually to full brightness with an audible click. *Clockwise* turns dim light to off. At last we can provide 128 Step full Pulse Width Modulation dimming.

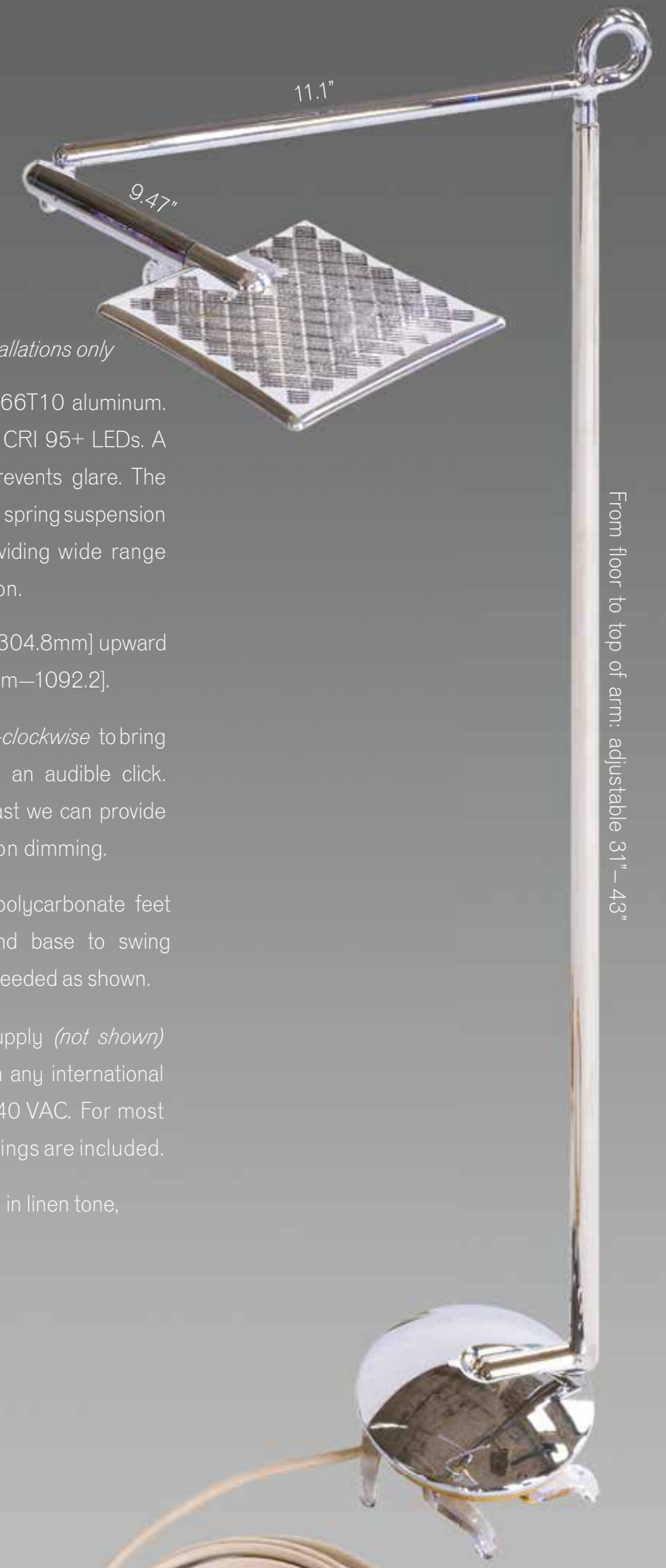
**Swing Feet:** Adjustable machined polycarbonate feet conceal themselves under the round base to swing outward for additional support when needed as shown.

**Plug:** Included Switching Power Supply (*not shown*) furnishes 36VDC volts direct current from any international AC voltage source between 90 and 240 VAC. For most countries Universal Snap-on Plug Fittings are included.

**Coaxial Cord:** Custom fiberglass braid in linen tone, bright red, brown or black.

© Cedric Hartman 2020  
All Rights Reserved

LED



From floor to top of arm: adjustable 31"–43"

## 33LPlato

36VDC LED Luminaire

*For hard floor or very firm carpeting installations only*

**Plato + Control Arm:** Machined from 66T10 aluminum. The Plato Shield holds 48 high color CRI 95+ LEDs. A Magnetic Louver directs light and prevents glare. The Supporting Control Arm has adjustable spring suspension that holds embedded electronics providing wide range PWM dimming and thermal regulation.

**Height Adjustment:** Stem moves 12" [304.8mm] upward from lowest position 31"–43" [787.4mm–1092.2].

**LED Control Knob:** Rotate *counter-clockwise* to bring light gradually to full brightness with an audible click. *Clockwise* turns dim light to off. At last we can provide 128 Step full Pulse Width Modulation dimming.

**Swing Feet:** Adjustable machined polycarbonate feet conceal themselves under the round base to swing outward for additional support when needed as shown.

**Plug:** Included Switching Power Supply (*not shown*) furnishes 36 volts direct current from any international AC voltage source between 90 and 240 VAC. For most countries Universal Snap-on Plug Fittings are included.

**Coaxial Cord:** Custom fiberglass braid in linen tone, bright red, brown or black.

© Cedric Hartman 2020  
All Rights Reserved

22.87" [580.86mm]

## 93Disc

36VDC LED Luminaire

*For hard floor or very firm carpeting installations*

**Disc + Control Arm:** Machined from 66T10 aluminum, Disc holds 48 high color CRI 95+ LEDs. A Magnetic Louver directs light and prevents glare. Supporting Control Arm holds embedded electronics providing wide range PWM dimming and thermal regulation.

**LED Control Knob:** Rotate *counter-clockwise* to bring light gradually to full brightness with an audible click. *Clockwise* turns dim light to off. At last we can provide 128 Step full Pulse Width Modulation dimming.

**Swing Feet:** Adjustable machined polycarbonate feet normally conceal themselves under the round base, shown here, swung outward for additional support and stability.

**Plug:** Included Switching Power Supply (*not shown*) furnishes 36 volts direct current from any international AC voltage source between 90 and 240 VAC. For most countries Universal Snap-on Plug Fittings are included.

**Coaxial Cord:** Custom fiberglass braid in linen tone, bright red, brown or black.

© Cedric Hartman 2020  
All Rights Reserved

Adjustable height: 35"–43" [889mm–1092.2]



**Lighthouse Positioning:**

The sWV Shield rotates 360° on its horizontal axis of the Control Arm. The Control Arm itself rotates 180° vertical axis of main stem; Main stem rotates 670° on its V axis.

**Height Adjustment:**

The stem moves 11" [203mm] upward from the lowest position of 31"–42".

**sWV + Control Arm:**

Machined from 66T10 aluminum in a sleek form after our 1964 WW design. sWV Shield holds 48 high color CRI 95+ LEDs. A Magnetic Louver directs light/prevents glare. The Supporting Control Arm contains embedded electronics that provide wide range PWM dimming and thermal regulation.

**LED Control Knob:**

Rotate control knob *counter-clockwise* to gradually bring light to full brightness with an audible click. *Clockwise* turns dim light to off. At last we can provide 128 Step full Pulse Width Modulation dimming.

**Plug:**

The included Switching Power Supply (*not shown*) furnishes 36 volts direct current from any international AC voltage source between 90 and 240 VAC. For most countries Universal Snap-on Plug Fittings are included.

**Coaxial Cord:**

Custom fiberglass braid that is available in linen tone, bright red, brown or black.

© Cedric Hartman 2020  
All Rights Reserved



10R

10L

10R/LsWV  
36VDC LED Luminaire



26" [660.4mm]

## 5DK

36VDC LED Desk Luminaire

**Disc+ Control Arm:** Machined from 6061 aluminum, Disc holds 48 high color CRI 95+ LEDs. A Magnetic Louver directs light and prevents glare. Supporting Control Arm holds embedded electronics providing wide range PWM dimming and thermal regulation.

**LED Control Knob:** Rotate *counter-clockwise* to bring light gradually to full brightness with an audible click. *Clockwise* turns dim light to off. At last we can provide 128 Step full Pulse Width Modulation dimming.

**Plug:** Included Switching Power Supply (*not shown*) furnishes 36 volts direct current from any international AC voltage source between 90 and 240 VAC. For most countries Universal Snap-on Plug Fittings are included.


**Coaxial Cord:** Custom fiberglass braid in linen tone, bright red, brown or black.

© Cedric Hartman 2020  
All Rights Reserved

14.7" [372.6mm]

4.313" [109.5mm]





## 4VsWV

### Vertical Surface Mount 36VDC LED Luminaire

**4VsWV Positioning:** sWV Shield rotates up to 360° horizontally on its control tube. Control Tube rotates 180° vertically on the main stem; the Main Stem provides rotation up to 670°. Support Block [0.75" x 4.5" x 2.5"] permits an additional 200° vertical rotation of the Main Stem enhancing light source placement.

**Height Adjustment:** Stem moves 17" [432mm] upward from lowest position.

**sWV Control Arm:** Machined from 6061 aluminum. The sWV Shield holds 48 high color CRI 95+ LEDs. A Magnetic Louver directs light and prevents glare. The Supporting Control Arm has adjustable spring suspension and holds embedded electronics providing wide range PWM dimming and thermal regulation.

**LED Control Knob:** Rotate *counter-clockwise* to bring light gradually to full brightness with an audible click. *Clockwise* turns dim light to off. At last we can provide 128 Step full Pulse Width Modulation dimming.

**Plug:** Included Switching Power Supply (*not shown*) furnishes 36 volts direct current from any international AC voltage source between 90 and 240 VAC. For most countries Universal Snap-on Plug Fittings are included.

**Coaxial Cord:** Custom 9' fiberglass braid in linen tone, bright red, brown or black.

**Installation Notes:** Mounting must be perfectly vertical for correct function. Support Block will exert significant leverage at its point of attachment to the wall or any other mounting surface. Extremely strong in-wall or mount surface backing is imperative.

© Cedric Hartman 2020  
All Rights Reserved



## 4VEDisc

Vertical Surface Mount 36VDC LED Luminaire

**4VEDisc Positioning:** This larger version has all of the features of the previous design plus the E-Arm. This adds a 6" longer reach from the Support Block with an added vertical swing axle. This results in even greater range in positioning the light source.

**Height Adjustment:** Stem moves 17" [432mm] upward from lowest position.

**Disc+ Control Arm:** Machined from 66T10 aluminum. This Disc Shield holds 48 high color CRI 95+ LEDs. A Magnetic Louver directs light and prevents glare. The Supporting Control Arm has adjustable spring suspension and holds embedded electronics providing wide range PWM dimming and thermal regulation.

**LED Control Knob:** Rotate *counter-clockwise* to bring light gradually to full brightness with an audible click. *Clockwise* turns dim light to off. At last we can provide 128 Step full Pulse Width Modulation dimming.

**Plug:** Included Switching Power Supply (*not shown*) furnishes 36 volts direct current from any international AC voltage source between 90 and 240 VAC. For most countries Universal Snap-on Plug Fittings are included.

**Coaxial Cord:** Custom 9' fiberglass braid in linen tone, bright red, brown or black.

**Installation Notes:** Mounting **must be perfectly vertical** for correct function. Support Block will exert significant leverage at its point of attachment to the wall or any other mounting surface. **Extremely strong in-wall or mount surface backing is imperative.**

© Cedric Hartman 2020  
All Rights Reserved



## AE

### Small Table

Paonazetto Marble, Brass

Diameter: 17" [431.8mm]

Height: 23" [584.2mm]

© Cedric Hartman 1973

All Rights Reserved



## AE3

### Small table

Imbuia Wood, Naval Brass

Diameter: 19" [482.6mm]

Height: 26.5" [673.1mm]

© Cedric Hartman 1973

All Rights Reserved



## LYSm

Small Table

Engraved Polycarbonate  
Brass, Aluminum  
Diameter: 20.5" [520.7mm]  
Height: 22.5" [571.5mm]

© Cedric Hartman 2006  
All Rights Reserved



## TM2/24

Pedestal Table

Aluminum, Steel, Granite  
Diameter: 24" [610mm]  
Height: 28.3" [719mm]

© Cedric Hartman 1994  
All Rights Reserved



# A32

Medium Table

Stone, Corian, Glass, or  
dyed and sealed MDO

Brass, Stainless Steel

Diameter: 32" [812.8mm]

Height: 27" [685.8mm]

© Cedric Hartman 1989

All Rights Reserved



# A32.2

Medium Table

Variant stretcher

Stainless steel, bronze, glass

Diameter: 32" [812.8mm]

Height: 27" [685.8mm]

© Cedric Hartman 1993

All Rights Reserved



# LYS60

Foyer Table

Bronze with Lacquer Top

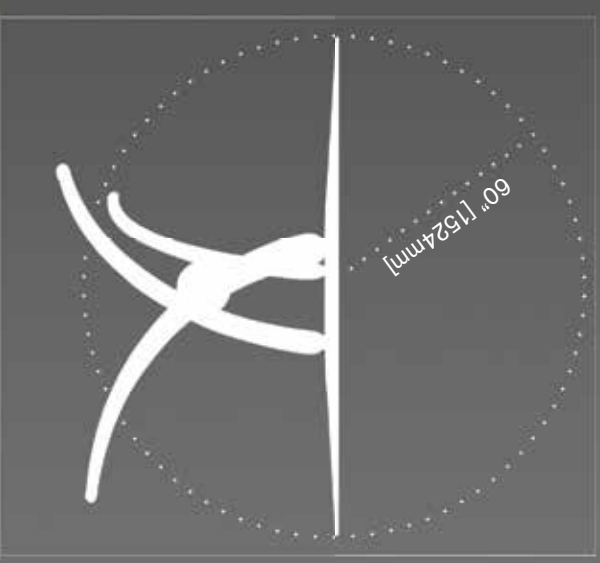
Diameter: 60" [1524 mm]

Height: 27" [685.8mm]

Photo: Vera Mercer

© Cedric Hartman 1987

All Rights Reserved



# LYS48

Foyer Table


Bronze, Granite

Diameter: 48" [1219.2mm]

Height: 28" [711.2mm]

© Cedric Hartman 1987

All Rights Reserved





## LBA48

Foyer Table

Polished Bronze, Juparana Granite


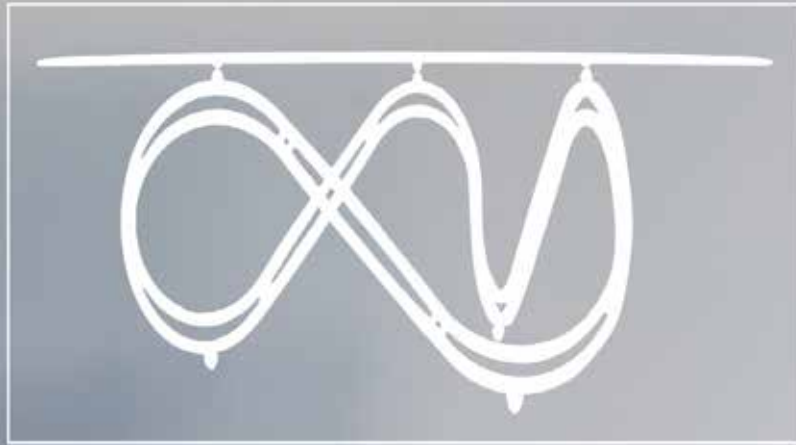
Diameter: 48" [1219mm]

Height: 27" [686mm]

© Cedric Hartman 1986

All Rights Reserved





## LZS

Foyer Table

Tempered Glass, 6061 Aluminum

Diameter: 60" [1524 mm]

Height: 27" [686 mm]

Photo: James Franksen

© Cedric Hartman 2020

All Rights Reserved



## EL78

Low Table

Tempered Glass, Bronze, Aluminum

78" x 30" x 23.5" h

[1,981.2mm x 762mm x 597mm h]

© Cedric Hartman 2020

All Rights Reserved

## BILLIARDS8

Pendent Luminaire

Polished Aluminum  
81.5" x 21.5" x 4.7"



## EL10

Long Table

Ellipse Top, Wood or Glass, Polished Aluminum  
Table: 48" x 120" Height: 28.5" Base: 32" x 90"





LBR1  
LBR3  
LBR6

Candelabras

© Cedric Hartman 2018  
All Rights Reserved



LBR9

My Menorah Candelabra

© Cedric Hartman 2019  
All Rights Reserved

## 19 Squab Sofa

Soft sculpture of multiple density HR foam.

Down pillows, Indian cotton Ikat cover.

Unattached bolsters and seat cushion  
held in place by sitter's weight.

Height: 23.165" [588.391mm]

Seat height: 16.625" [422.275mm]

Length: 95" [2413mm]

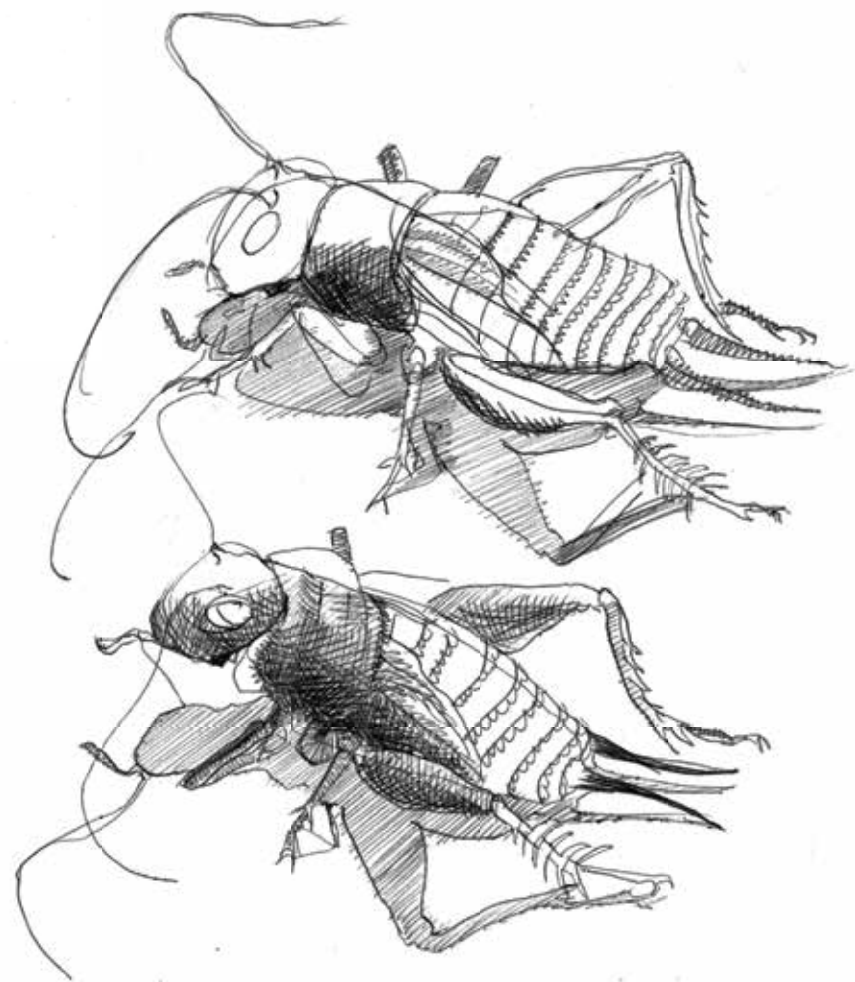
Depth: 42" [1066.8mm]

Seat depth: 25.5" [647.7mm]

© Cedric Hartman 1972

All Rights Reserved





Mary Emily Hartman  
Lincoln, NE 1963



